

Human IL-33 Protein

Cat. No. IL3-HE001

Description

Source	Recombinant Human IL-33 Protein is expressed from E.coli without tag. It contains Ser112-Thr270.
Accession	NP_254274.1
Molecular Weight	The protein has a predicted MW of 18 kDa same as Tris-Bis PAGE result.
Endotoxin	Less than 1EU per µg by the LAL method.
Purity	> 95% as determined by Tris-Bis PAGE > 95% as determined by HPLC

Formulation and Storage


Formulation	Lyophilized from 0.22µm filtered solution in PBS (pH 7.4). Normally 8% trehalose is added as protectant before lyophilization.
Reconstitution	Centrifuge the tube before opening. Reconstituting to a concentration more than 100 µg/ml is recommended. Dissolve the lyophilized protein in distilled water.
Storage	-20 to -80°C for 12 months as supplied from date of receipt. -20 to -80°C for 3-6 months in unopened state after reconstitution. 2-8°C for 2-7 days after reconstitution. Recommend to aliquot the protein into smaller quantities for optimal storage. Please minimize freeze-thaw cycles.

Background

Interleukin-33 (IL-33) is a cytokine belonging to the IL-1 family, playing a role in inflammatory, infectious and autoimmune diseases and expressed in the cellular nucleus in several tissues. High levels of IL-33 are expressed in epithelial barrier tissues and endothelial barriers. ST2 is a receptor for IL-33, expressed selectively on a subset of Th2 cells, mediating some of their functions.

Assay Data

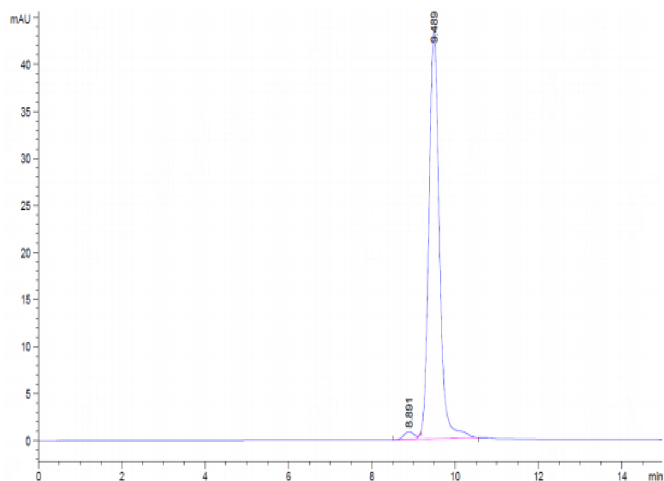
Tris-Bis PAGE



Human IL-33 on Tris-Bis PAGE under reduced condition. The purity is greater than 95%.

SEC-HPLC

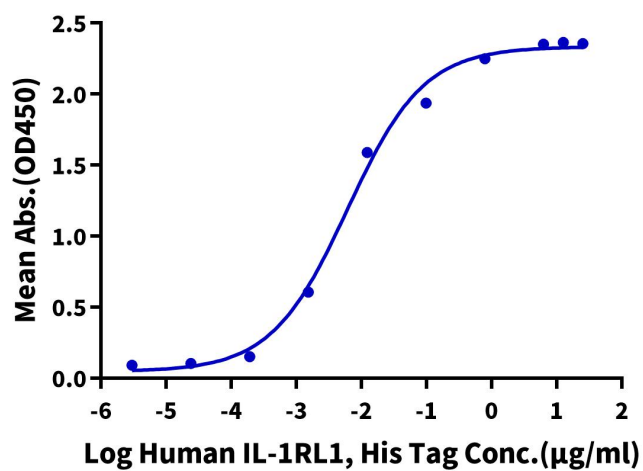
Assay Data



The purity of Human IL-33 is greater than 95% as determined by SEC-HPLC.

ELISA Data

Human IL-33, No Tag ELISA
0.5µg Human IL-33, No Tag Per Well



Immobilized Human IL-33, No Tag at 5µg/ml (100µl/well) on the plate. Dose response curve for Human IL-1RL1, His Tag with the EC50 of 6.1ng/ml determined by ELISA.